


## Instant Church Directory Instructions for Download


Compatible with the following devices:

iPhone, iPad, iPad Mini, Android device or Kindle Fire!


Before you begin, you will need to make sure of the following:

- We have your current email address on file in the church office
- You know your Apple iTunes username and password (iPhone) or Play Store username and password (Android).
- NOTE: This is a **FREE** app!

1.) If you have an **iPhone**, click on the **App Store** icon  on one of your phone's main screens.

If you have an **Android**, go to the **Play Store** icon  on one of your phone's main screens.

2.) You will be prompted to enter either your iTunes username and password or your Play Store username and password.

3.) Locate the magnifying glass  and search for **Instant Church Directory**. The icon looks like



4.) Press the **INSTALL** button to download the Instant Church Directory App.

5.) Once it has downloaded, locate and click on the **OPEN** button.

6.) You will be prompted to enter your current email address (the email we have on file in the church office) and press **ENTER**.

7.) An email will be sent to your current email address with a **code** made up of numbers and letters.

8.) Enter the **code** in the box below where you typed your email address and press **ENTER**.

9.) You should be logged into the app now. When you close the app, you should be able to relocate it from one of your phone's main screens along with your other apps.